


IMT VIBRATOR





MODEL	PRICE
SP150	1,265 €

Shuttle Pro-150

Compact Pneumatic Conveyor Drive

For use in Single or Multiple Tray Conveying Applications

- Heavy Duty Black Oxide Coated Steel Construction
- **Made In The USA**
- Lubrication Free Design
- No Dynamic O-Ring Seals
- Easy to Maintain
- Low Operating Cost
- Simple to Install
- Easy to Operate
- Efficient Material Movement

Includes

- Filter/Regulator Assembly, On/Off
- Air Dump Valve, 10' Push Lock Air Line
- Full 1-Year Warranty

General Specifications

Operating Pressure	0–80 PSI
Air Consumption	0.36 CFM @ 120 Strokes/Minute
Air Requirements	Dry Filtered Air
Operating Temperature	0–120° F
Push Force	150 LB @ 80 PSI
Stroke Length	1.25"
Average Conveying Speed	12.50 Feet/Minute
Tray Weight Capacity	37.50 LB
Part Load Capacity	75 LB
Maximum Cross Bar Length	30.00"
Drive Height	3.75"
Drive Width	9.00"
Drive Length	8.50"
Drive Weight	23 LB



MODEL	PRICE
SP250	1.610 €

Shuttle Pro-250

Compact Pneumatic Conveyor Drive

For use in Single or Multiple Tray Conveying Applications

- Heavy Duty Black Oxide Coated Steel Construction
- **Made In The USA**
- Lubrication Free Design
- No Dynamic O-Ring Seals
- Easy to Maintain
- Low Operating Cost
- Simple to Install
- Easy to Operate
- Efficient Material Movement

Includes

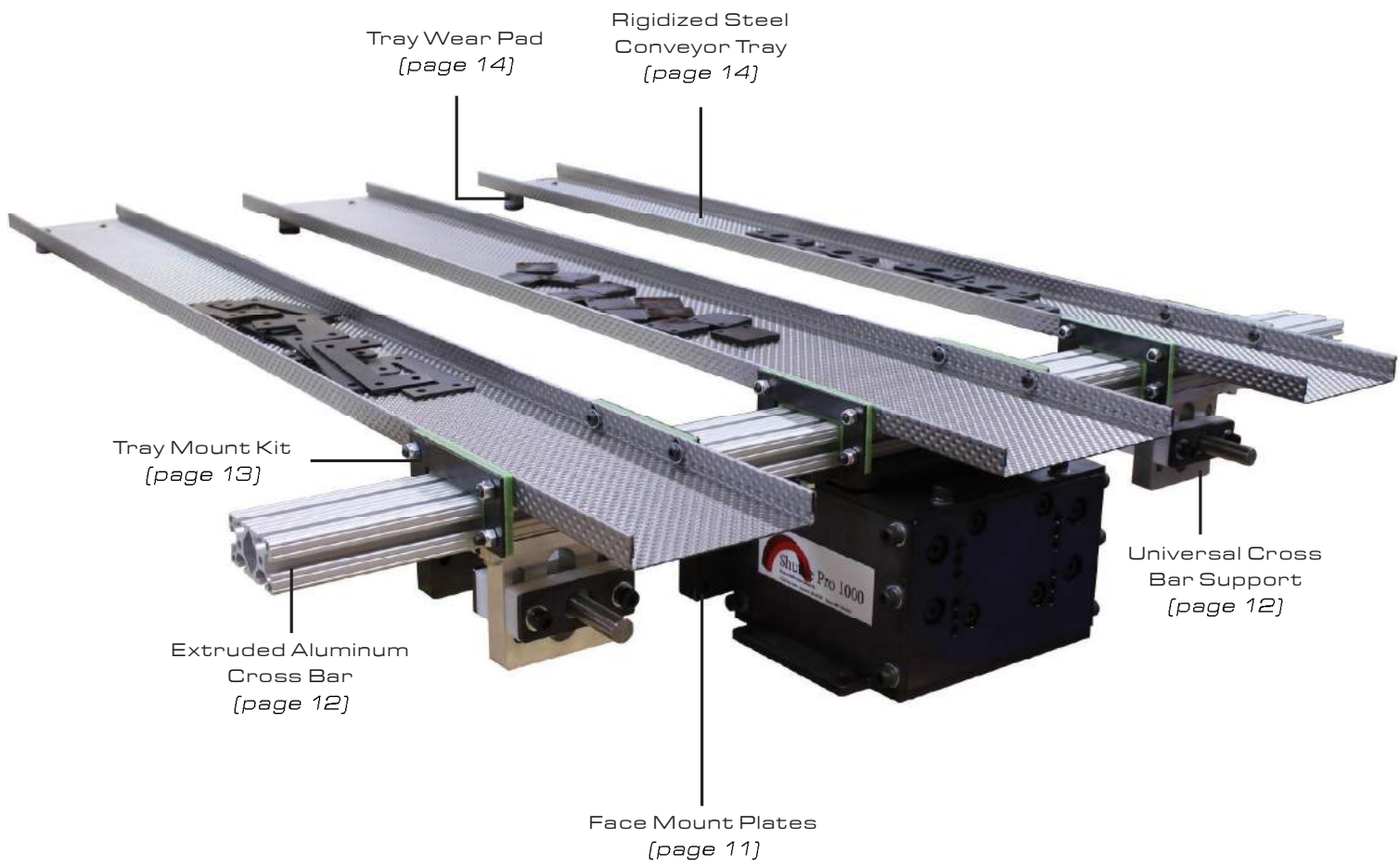
- Filter/Regulator Assembly, On/Off
- Air Dump Valve, 10' Push Lock Air Line
- Full 1-Year Warranty

General Specifications

Operating Pressure	0–80 PSI
Air Consumption	0.62 CFM @ 120 Strokes/Minute
Air Requirements	Dry Filtered Air
Operating Temperature	0–120° F
Push Force	250 LB @ 80 PSI
Stroke Length	1.25"
Average Conveying Speed	12.50 Feet/Minute
Tray Weight Capacity	62.50 LB
Part Load Capacity	125 LB
Maximum Cross Bar Length	48.00"
Drive Height	5.00"
Drive Width	9.00"
Drive Length	9.00"
Drive Weight	42 LB

SHUTTLE PRO ACCESSORIES

Refer to the diagram below for several of the Shuttle Pro optional accessories



SHUTTLE PRO ACCESSORIES

Turn Your Shuttle Pro Pneumatic Conveyor Drive into a Turnkey Conveyor System with Our Affordable Accessories



Face Mount Plates

Plate attaches to either end of your Pneumatic Conveyor Drive and allows for mounting to perpendicular surfaces. Plate also allows for mounting of optional T-Slot tongues.

MODEL	PRICE
SP150-FMP	143,75 €
SP200-HS-FMP	143,75 €
SP250-FMP	143,75 €
SP500-FMP	17,50 €
SP1000-FMP	201,25 €



T-Slot Tongue Sets

Tongues fasten to the face mount plate and/or the universal cross bar Support set and provide for quick, trouble free mounting to surfaces with T-Slots.

MODEL	SIZE	PRICE
SP-TST1	3/4" x 1-3/4"	86,25€/SET
SP-TST2	1/2" x 1-1/2"	86,25€/SET
SP-TST3	3/8" x 1-1/4"	86,25€/SET

SHUTTLE PRO ACCESSORIES

Turn Your Shuttle Pro Pneumatic Conveyor Drive into a Turnkey Conveyor System with Our Affordable Accessories



Extruded Aluminum Cross Bar

Cross bar mounts to the top of the Pneumatic Conveyor Drive and provides a platform for mounting single or multiple conveyor trays. Available in 1" increments up to 144"

MODEL	PRICE
SP-EACB-Length	28,75€/FT



Universal Cross Bar Support Set


Supports provide stability to the extruded aluminum cross bar for applications using multiple trays. Supports should be used with cross bars 72" in length and greater.

NOTE: Price includes your choice of T-Slot Tongues

MODEL	PRICE
SP-UCBS	575€/SET

SHUTTLE PRO ACCESSORIES

Turn Your Shuttle Pro Pneumatic Conveyor Drive into a Turnkey Conveyor System with Our Affordable Accessories



Tray Mount Kit

Durable nylon mounts with steel backing plates fasten to the side flanges of the tray and allow for quick, trouble free mounting of the tray assembly to the cross bar.

MODEL	SIZE	PRICE
SP-TMK	1-1/2" x 3"	40,25€/SET



Tray Mount Kit Clamps

Clamps mount on the cross bar and secure the tray mount kit to prevent potential sliding or rising of the tray assembly.

MODEL	PRICE
SP-TMKC	34,5€/SET

SHUTTLE PRO ACCESSORIES


Turn Your Shuttle Pro Pneumatic Conveyor Drive into a Turnkey Conveyor System with Our Affordable Accessories



Tray Wear Pad

Threaded steel plate with a removable UHMW wear pad can be fastened or welded to the underside of the tray to prevent wear issues.

MODEL	SIZE	PRICE
SP-TWP	1-1/4" Dia x 1" H	17,25 €



Rigidized Steel Conveyor Trays

16GA-Rigidized Steel Tray with 1" tall hemmed sides for improved strength and safety. Refer to Rigidizeo® steel conveyor tray pricing chart for information.

MODEL
SP-RT-Width-Length